



V2.0

# In/Out

Line Calls and Stats for Everyone

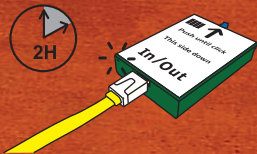
## QUICK SETUP GUIDE

**Visit the support website  
for additional information:**

**<http://inout.tennis/support>**

# START-UP

1

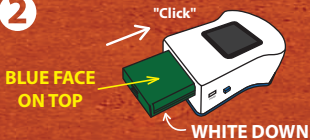


Charge the battery until the red light turns off.

## IN/OUT TIP

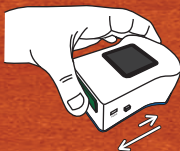
- It takes two hours to charge the battery completely.
- The battery can be charged from a power outlet or with a standard power bank. In/Out can be operational and charging at the same time on the court if needed.

2



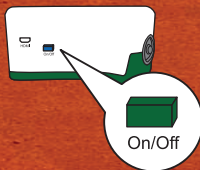
Insert the battery with the **blue face up** and **white face down**.

2'



To remove the battery, push it inwards. The clip will eject it.

3



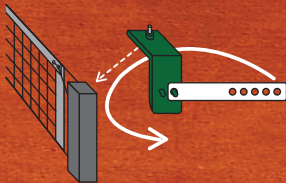
Press the power button to turn on the device.

## IN/OUT TIP

- To hard shutdown the device, press and hold the power button for three seconds.
- Upgrade of the device can be done over the air or from a microSD card. Visit: <http://support.inout.tennis/firmware-upgrade> for more information.

# ON COURT

1

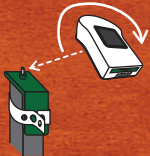


Strap the band around the net post.

## IN/OUT TIP

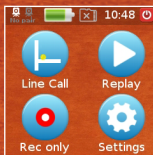
- In/Out uses cameras. For best results, place the device on the net post facing away from the sun.
- Make sure to be behind the the device during setup as the cameras have a very wide viewing angle.

2




Screw on the device until you start feeling some resistance.

3



Start the device, press "Line Call".

4



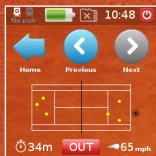
Adjust the whole court.

5



Press Find court.

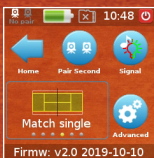
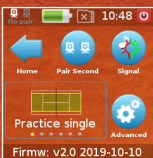
6



Enjoy line calling!

# SETTINGS

1



Press Settings. Chose Practice or match mode.

## IN/OUT TIP

- In practice mode (free play), only the side and base lines are called.
- In match mode, the serve lines are called when the rally point starts.
- Train serve modes only call the serve lines.

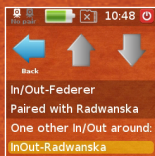
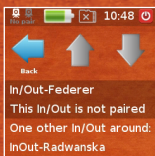


Two devices are recommended for double mode.

## IN/OUT TIP

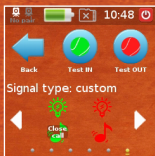
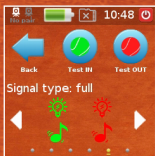
- Once paired, two devices will automatically look for each other next time.
- Both devices communicate together in real-time to make the best call possible.

2



Pair a second device to get better accuracy.

3



Customize the sound and lights of calls.

## IN/OUT TIP

- Use the customs signal mode to independently change the signal settings.
- The "Close Call" option is triggered only when the call is close to the line.



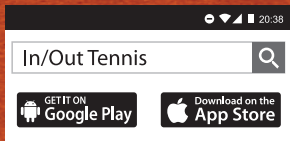
Respect other players if the signal disturbs them.

# COMPANION APP & CLOUD

In/Out works in standalone mode without any other device.

The Companion App and the web interface provide additional features such as screen mirroring, video playback and stats analysis.

1



Search and install the Companion App.

2



Go to Home->Settings->Advanced for the In/Out Wi-Fi network name and password.

## IN/OUT TIP

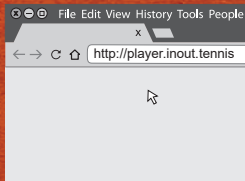
- The Wi-Fi network name is derived from grand slams and ATP / WTA finals winners.
- Press the Wi-Fi logo and the device will toggle between the 2.4GHz and 5GHz bands.
- After associating Wi-Fi, go to [player.inout.tennis/about.html](http://player.inout.tennis/about.html) and chose your favorite player as the network name.

3



Connect a computer, a laptop, a phone, or a tablet over Wi-Fi.

4



Open the Companion App or point a browser to <http://player.inout.tennis>

# OTHER INFORMATION



For the complete In/Out product and user guide, visit:  
<http://inout.tennis/support>.

In case of any problem, like your opponent keeps cheating on you,  
contact the helpdesk: <http://inout.tennis/helpdesk>.



The warranty and return policy is available online:  
<http://inout.tennis/warranty>.

Read the privacy policy to know how we protect  
the secrets of your magic tennis: <http://inout.tennis/privacy>.



Li-ion

The rechargeable Lithium-Ion battery must be disposed of  
properly. Contact your local town for disposal information  
or visit <http://call2recycle.org>.

The electronics module has passed the CE and FC certifications.  
Visit <http://inout.tennis> for more information.



Version 2018-02-02

**Refer a friend and get a free battery:**  
**<https://inout.tennis/refer>**